

Fatman Fabrications

49-54 Chevy Chassis Builders Guide



Thank you for your interest in a Fatman Fabrication frame for your 49-54 Chevy. Before you begin there are a few things we would like to discuss and point out. First off, the 53-54 Chevy cars had a slightly different body mount configuration than the 49-52 models. We can build either one, but you'll need to specify your exact year and model.

PLAN YOUR PROJECT!!! Know how you want it to look when it's finished. This will be repeated many times because it can't be said enough. Do you intend for it to be hi-tech or old style? Billet wheels or painted steelies? Pro street? Pro touring? Ground scraping low? Who's going to drive the car and where? Is it going to be a low mileage show car or a freeway flyer for cross country cruising? Establish parameters based on *reality* and not just wishful thinking. Blown big block motors rarely make good long-distance cruisers. Big inch wheels look awesome on some cars but tradeoff ride comfort for looks by requiring short sidewalls that don't absorb road shock. Remember, there is a tradeoff to everything, so save yourself time, money, and aggravation by planning your project.

Second, keep in mind **you are building a car**. You may be using an old steel body, but factories were not as exact in the manufacturing process 50+ years ago and there are minor variations in all these old cars. Not everything is exact and some minor modifications are likely on **every** step of the car, so plan for that and **test fit everything** before you paint or powder coat anything. Having built hundreds of frames we have them dialed in pretty good. Some models may require some modifications to the floor pan to clear the 4-bar brackets, rear coilover mounts and driveshaft loop.

Expect a 2"-3" drop from stock with our standard chassis and standard spindles. Air ride, ultra-low crossmember, and 2" dropped spindles are options to put the car radically low. For those looking for a more conservative stance we can also outfit your chassis with our industry exclusive 1 1/2" raised spindles.

For paramount strength and rigidity necessary for Pro Touring performance, the frame is constructed using 2 x 4 x .188 main rails with a massive center crossmember. They are made to follow the original shape and form, and to fit with original body and core support mounts.

Clearance for 3" exhaust is provided while maintaining full strength and good ground clearance. The ultra-low option will require modification to the trunk area for coilover and raised rail clearance, while the floor under the back seat will need some modifications for the 4-bar crossmember driveshaft loop.


Front suspension

Fatman 49-54 Chevy frames come standard with Stage 3 Custom IFS which features electroless nickel plated steel control arms, Delrin bushings, and premium single adjustable coilovers. The ride height is approximately 2"-3" lower than stock height with the standard crossmember. The ultra-low crossmember option will lower the vehicle an additional 1 1/2". Track width comes at 57", which is very close to the stock IFS. Shockwaves by Ridetech are optional and will fit the same crossmember and shock towers. A simple swap to the correct shockwaves, modification to the sway bar mounts, and the air system are all that is required. Power steering and a front sway bar are standard. Alignment is accomplished with a shim system allowing easy adjustment without disassembly, while maintaining proper axial alignment of the pivot bushings.

Stage 3 coilovers are used for the front end to provide slight height adjustment, excellent shocks, and good looks to match the nickel-plated tubular control arms that are standard on all frames. Premium single adjustable coilovers are standard on all Fatman 49-54 Chevy frames.

Air ride comes in Shockwave (Stage 5). Shockwaves are similar to how a coilover looks and mounts with the shock inside the air spring. A compressor system is needed with this option. If you want to run extra low, you can use 2" drop spindles. The drop spindles will reduce ground clearance 2" as well.

Stage 3



Stage 5




Shocks are probably the biggest factor in ride comfort and handling of a car. Shocks are the 'brains' of the front suspension because they control the velocity of the suspension. NASCAR teams take dozens of shocks to the track but only a couple pair of springs.

Brakes

Something to keep in mind as we discuss brakes is that some people use bigger brakes to "fill" their new big billet wheels or as a "dress up", without thinking about the safety aspect. That is why all Fatman frames come standard with disc kits that use early GM "big" piston calipers and provide 65% more braking capacity than those that use the small piston Metric GM calipers. These 11" disc brakes use OEM parts that are easily serviceable units using parts that are available at your local auto parts store, should you need to make emergency repairs. 5 lug 4 1/2 "(Ford pattern) is standard. 5 lug 4 3/4 "(Chevy Pattern, w/ 12mm x 1.5mm metric studs) is also available but use the above mentioned small piston GM calipers. Talk to the Fatman rep. about the options that are available for bigger brakes if using Chevy pattern.

We have several options from Master Power, CPP and Wilwood. CPP front kits use a Corvette style sealed hub (no bearings to pack!) and 13" Corvette drilled/slotted rotors with matching calipers. Master Power brakes all include drilled/slotted hub style 1-piece rotors and either late model OE calipers or their billet 4-piston calipers. Complete Wilwood big brake kits are available that use aluminum hubs, 4 or 6 piston aluminum calipers with 11 through 14-inch rotors. Drilled rotors and polished calipers are options on these kits.



11" standard

Wilwood drilled and polished brakes

Keep in mind that larger brake kits require larger wheel/tire combinations. Talk to the Fatman rep about what will fit. **Remember** bigger brake options are cheaper than a new fender or grill that you will have to buy because a new Honda that you rear ended has better brakes than you! Above all, think safety first.

We use standard automotive steel brake lines for brake plumbing. Since you must retain a firewall mounted master cylinder, we will “stub” the line at a point for you to finish the connections. These are D.O.T. approved, Tin plated steel lines, show quality looking and will last a lifetime. When you see the bent lines you’ll swear a machine did it. A simple scrub with a 3M pad and a coat of clear lacquer will preserve their fresh appearance without the safety issued related to stainless steel hard lines. We do use DOT approved braided stainless flex hoses from the frame to the calipers.

Rear Suspension

A new 9” rear with 31 spline axles supplied by Moser Engineering is standard. Normally built 58” hub to hub, it provides the foundation of the rear suspension. A fresh 3.70 Trac-loc gearset is installed along with 4 ½” or 4 ¾” bolt pattern OE style rear disc brakes featuring a functional emergency brake system. Kits from MP, CPP and Wilwood are also available to match front brake assemblies or also for better frame clearance issues.

Our own fully adjustable Pro link rear 4 bar, Z bar, rear sway bar and premium single adjustable coilovers control the motion of this rugged and responsive design. The stock rear wheel wells are just over 10” wide. Rear wheels with the proper spacing, up to 8” wide, will clear the stock wheel tubs. The frame is narrow enough for more tire if the tubs are enlarged, but measure before you buy. The standard height suspension will clear the floor, fuel tank and spare tire well, while the ultra-low option will require floor pan modification to clear the rear coilover mounts, raised rear rails, and driveshaft safety loop. Be aware, lowering the car and fitting modern wheel and tires may require disconnecting the rear coilovers for rear tire changes.

We often recommend the air ride on the rear due to the flexibility afforded with the variable pressure. Coilovers do not accommodate changes in load as well. The air ride can be set for a comfortable ride and proper ride height at the push of a button, regardless of the load. Don’t forget a compressor fill kit is required with an air ride suspension so there is an extra cost.

Engine/Transmissions

Mounts for small block Chevy engines and TH-700R4 transmissions are installed as standard with big block Chevy, LS and new LT engine and transmission combinations optional. The front steer power rack gets the steering out of the way for best oil pan and exhaust clearances. Dependent on your drivetrain choice you may have to purchase one of the aftermarket front accessory drive systems for clearance with the frame rails. The newest GM LT engine will require fitment of a hydraulic power steering pump. Kits have become available for retrofitting a pump onto these new engines.

Finish of frames

All frames come assembled and coated with a rust inhibitor. As an option *Reflections Paint and Body Shop, Inc.* (located in the same complex) has a frame priming service that includes the following steps:

1. Alcohol wash
2. Orbital sanding
3. Phosphoric acid wash
4. Etch priming
5. Epoxy priming

Epoxy primer is packaged in a variety of different colors. The black epoxy is the most popular of all the colors but will fade in the sun and eventually absorb water, so it should receive at least a coat of semi-gloss clear to seal it. When catalyzed and sprayed, the black epoxy gives the same “satin” appearance as any new sheet metal parts right out of the factory. This primer can be left as is, but will hold up best if scuff sanded and topcoat painted. This paint system is recommended by the paint manufacturer and is the best undercoat system available on the market today. Remember, not everything is exact and some minor modifications are likely on **every** step of the car, so plan for that and **test fit everything** before you paint anything.

Other options

The power steering hose kit is a must have when using power steering. This kit supplies 4 different fittings to connect to nearly any power steering pump with integral reservoir. The braided stainless hose can be cut to length for a custom fit.

The 3 U-joint steering hookup kit supplies Borgeson U-joints, ¾” steel rod, and heim joint. Use ¾” wood dowels or plastic pipe in place of the steel rod to mockup with.

Date _____

Name _____

Street _____

City _____

Phone _____

Email _____

Car type _____

Engine/trans _____

Bolt pattern _____

notes _____

Roller frame +\$19,295.00

Total options \$ _____

Total price \$ _____

Options

Front upgrades:

- coilovers (Stg 3) N/C
- shockwave (Stg 5) add \$1,000
- 2" drop spindles N/C
- 1 ½" raised spindles add \$295
- Chevy bolt patt. N/C option 82-92 Camaro rotor and caliper
- Zero offset brake kit add \$525 hub style, large caliper, avail Ford or GM pattern
- Zero offset-13 kit add \$625 " " ,13" rotor, " " " " "
- CPP Vette brake kit add \$800 Corvette style sealed brgs w 13" D/S rotors, Vette calipers
- MP Legend ser. 11" add \$649 11" D/S rotor- OE big GM cal – Hawk pads
- MP Ralley ser. 11" add \$1,000 11" D/S rotors-4 piston cal- 15" wheels OK
- MP Pro Driver 13" add \$1,836 13"D/S rotors- 4 piston cal- 17" or larger wheels
- Wilwood caliper only add \$495 black or red powdercoat- includes pins
- Wilwood 11" kit add \$925 4 piston, alum. hub, fits 15" or larger wheels
- Wilwood 12" kit add \$980 4 piston, alum. hub, fits 17" or larger wheels, some 16's
- Wilwood 12" kit add \$1,140 6 piston, alum. hub, fits 17" or larger wheels, some 16's
- Wilwood 13" kit add \$1,455 6 piston, alum. hub, fits " " " "
- Wilwood 14" kit add \$2,120 6 piston, alum. hub, fits 18" " " "
- above Wilwood kits drilled rotors add \$225
- above Wilwood kits red calipers N/C
- above Wilwood kits polished calipers add \$255 4 piston, 6 piston N/A

Engine upgrades:

- small block Chevy no charge
- any other motor add \$500 including BBC/LS/LT engine
- Chevy LS1/new LT add \$125 motor mount adaptors

Rear Suspension upgrades:

- 4 bar w/ coilovers N/C
- 4 bar w/ shockwaves add \$1,000
- Stainless steel 4 link bars add \$980 add on to above 4 link systems
- Pro street rear rails add \$2,200
- pro street sway bar add \$550 required with pro street rear rails

Rearend upgrades:

- Tru-trac upgrade from Trac-loc add \$250 to Trac-loc option
- Wave-trac upgrade from Trac-loc add \$340 to Trac-loc option
- new HD Nodular case -35 spline Tru-trac gearset add \$850 to trac-loc gearset
- OE style rear disc N/C 11" Trans-Am rotors, Cadillac calipers w/ parking brake
- CPP 11" rear disc add \$500 11" T/A rotor- D/S, GM caliper w parking brake
- CPP 12" rear disc add \$600 12" rotor- D/S, GM caliper w parking brake
- MP Legend ser. 11" add \$500 11" rotor- D/S, OE caliper w parking brake
- MP Pro Driver 12" add \$1,120 12" D/S rotor, 4-piston caliper, internal shoe p.b
- Wilwood 11" rear disc add \$720 11" rotors, 4 piston-will fit most 15" disc brake wheels
- Wilwood 12" rear disc add \$725 12" rotors, 4 piston with internal shoe parking brake
- Wilwood 13" rear disc add \$1,725 13" rotors, 4 piston with internal shoe parking brake
- above Wilwood kit drilled rotors add \$225
- above Wilwood kit red calipers N/C
- above Wilwood kit polished calipers add \$255 on 11" & 12" and \$425 on 13" brakes

Other options:

- brake lines add \$895 D.O.T app. steel hard lines and s/s hoses to F/W
- epoxy primer add \$1,950
- Borgeson 3 joint steering hookup add \$395
- Power steering hose kit add \$155
- 2 way Air ride comp. kit w tank add \$995
- 4 way Air ride analog system-3 gal. add \$1,375 manual operation, dial gauges
- 4 way Air ride digital system- 3 gal. add \$2,425 Ridepro E5
- 4 way Airpod comp kit-3 gal. w/ cover add \$2,775 Ridepro E5
- Ride height sensor kit add on to E5 systems add \$525

Other Air Ride systems are available- call for \$


Total options \$ _____
 Roller frame + \$19,295
 Total price \$ _____

1/2 deposit required with order. Personal check ok for deposit. Balance due prior to shipment in cashier's check. Shipping cost will be added to the final balance once a shipping quote is received from one of our freight carriers. No credit cards on frame orders. Shipped frames require a \$375.00 pallet fee. Shipped frames may require applicable sales tax charges for their respective states. No refunds on completed frames. Frames picked up are subject to North Carolina sales tax currently 7.25%

Once our sales team has worked with you on a basic plan, we will connect you with our frame shop specialist. He will assist you in verifying and dialing in the final version, then we'll send a written proposal for your approval. A signed copy must be returned to us before the frame is ready to be built and will ensure that both parties clearly understand the chassis specifications, the way you want it!

(704)545-0369 phone

(704)573-0401 fax



Brake pedal assembly pictured is not included.

